

MONTHLY FINANCIAL SUMMARY

MALECARE, INC.

Fiscal Year 2022

HIGHLIGHTS

Malecare continued its upward revenue trend and experienced a very strong fiscal year 2022. Total revenue for the year ending December 31, 2022 more than doubled to \$1.02m from \$462k in 2021. This growth was driven by an increase in Corporate Contributions, which comprise 95% of total revenue.

As a result of this strong performance, cash has increased by \$840k since last year. The cash balance at December 31, 2022 is \$1.3m, which is 6.7x the total expenses for fiscal year 2022. This cash balance provides Malecare with enough cash to cover over 6 years of operating expenses at its current level of expenses.

As a note, these financial statements do not include an accrual for Wegner's fees, which may increase if Malecare is subject to an audit due to the increased revenue in 2022.

FINANCIAL REPORT DISCUSSIONS

Statement of Financial Position

Total Assets are \$1.3m, which increased by 160% from last year. This increase is primarily due to higher revenue received from Corporate Contributions. The majority of Total Assets, or 98%, are Cash and Cash Equivalents. Additionally, Malecare has virtually no liabilities.

Statement of Activities

Total Revenue increased by \$560k, or 121%, from the previous year. Corporate Contributions drove the increase, led by \$325k from Myovant Sciences, \$200k from Amgen, and \$190k from Merck.

Expenses decreased by 6% to \$194k from the previous year with salary and related expenses representing the

ATTACHMENTS

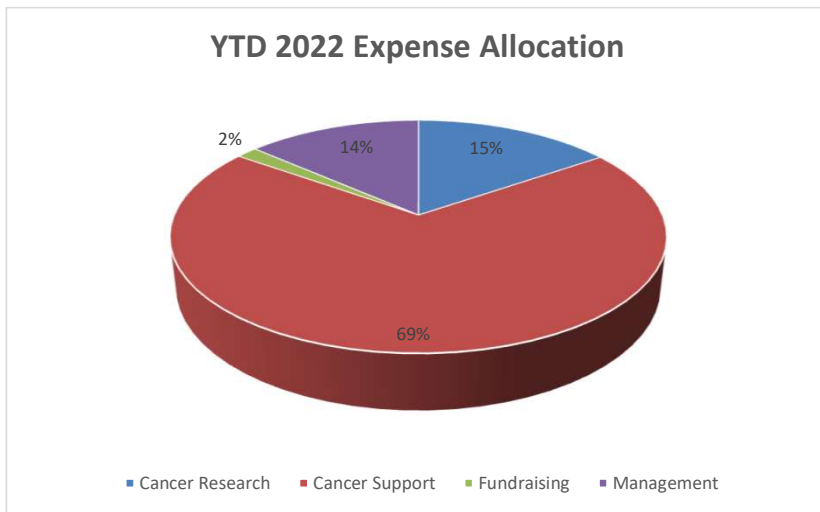
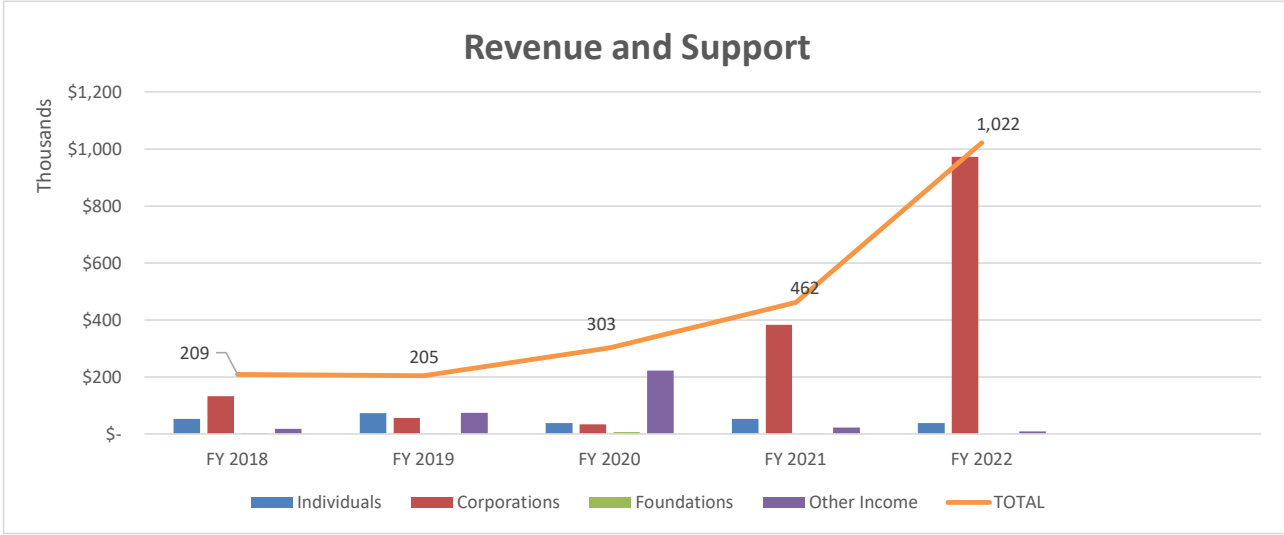
- Summary Dashboard (pg. 2)
- Comparative Statements of Financial Position (pg. 3)
- Statements of Activities (pg. 4)
- Statement of Cash Flows (pg. 5)
- Comparative Statement of Functional Expense (pg. 6-7)
- Net Asset Roll Forward (pg. 8)

majority of expenses (\$145k or 75% of total expenses).

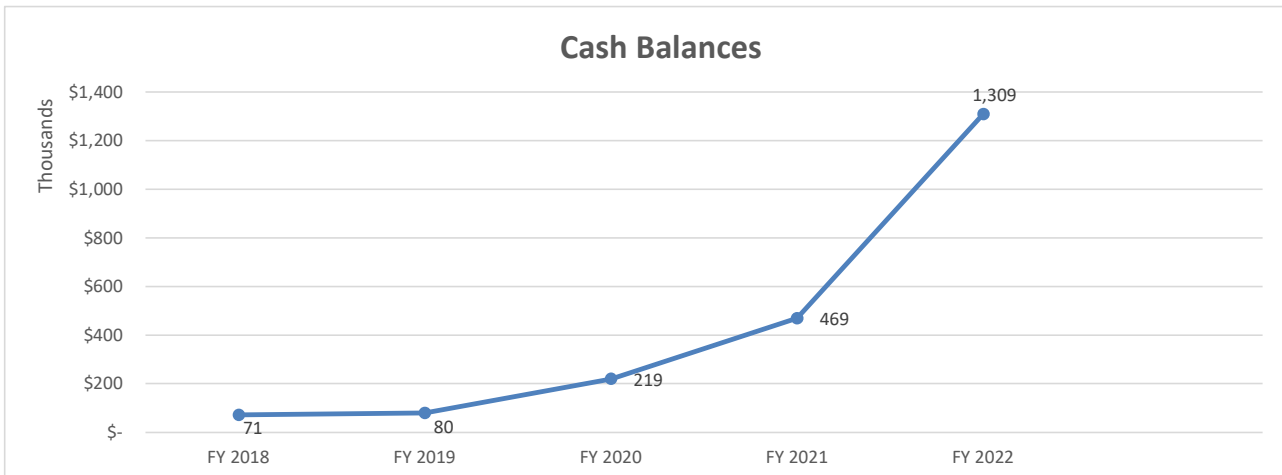
Program services continue to make up the largest share of expenses with 84% of the total. The remaining breakdown is 2% for fundraising and 14% for MG&A.

Please let us know if you have any additional questions on the reports.

Malecare, Inc
Summary Dashboard
As of December 31, 2022



	YTD 2022	% of Total
Cancer Research	\$ 29,906	15%
Cancer Support	\$ 134,860	69%
Fundraising	\$ 3,182	2%
Management	\$ 26,273	14%
Total	\$ 194,221	100%



Malecare, Inc
Statements of Financial Position
As of December 31, 2022 and December 31, 2021

	Dec-22	Dec-21
Assets		
Current Assets:		
Cash & cash equivalents	1,309,025	469,271
Accounts receivable	7,427	30,556
Prepaid expenses	4,890	220
Security deposits	-	-
Subtotal, Current Assets	1,321,342	500,046
Fixed Assets:		
Equipment	3,945	2,595
Less: Accumulated depreciation	(2,632)	(2,595)
Trademark	4,807	1,300
Mobile App	54,529	54,529
Less: Accumulated amortization	(44,924)	(41,534)
Subtotal, Fixed Assets	15,724	14,295
Total Assets	1,337,066	514,341
Liabilities & Net Assets		
Current Liabilities:		
Accounts payable	47	1,439
Accrued expenses	-	3,700
Payroll liabilities	399	297
Subtotal, Current Liabilities	446	5,436
Total Liabilities	446	5,436
Net Assets:		
Without donor restrictions	1,329,193	504,860
With donor restrictions	7,427	4,045
Total Net Assets	1,336,620	508,905
Total Liabilities and Net Assets	1,337,066	514,341

Malecare, Inc
Statements of Activities
For the 12 months ended December 31, 2022 and December 31, 2021

	Without Donor Restrictions	With Donor Restrictions	YTD 2022 Total	YTD 2021 Total
Revenue and Support				
Support:				
Individual contributions	32,634	6,427	39,062	53,188
Corporate contributions	972,355	-	972,355	383,431
Foundation contributions	-	1,000	1,000	2,000
In-kind contributions	-	-	-	-
Net asset released from restriction	4,045	(4,045)	-	-
Total Support	<u>1,009,034</u>	<u>3,382</u>	<u>1,012,417</u>	<u>438,619</u>
Earned Revenue				
Earned income	9,519	-	9,519	23,140
Other income	-	-	-	-
Total Earned Revenue	<u>9,519</u>	<u>-</u>	<u>9,519</u>	<u>23,140</u>
Total Revenue and Support	<u>1,018,554</u>	<u>3,382</u>	<u>1,021,936</u>	<u>461,759</u>
Expenses				
Program services				
Cancer research	29,906	-	29,906	37,382
Cancer support	134,860	-	134,860	135,962
Fundraising	3,182	-	3,182	3,229
Management & general admin	26,273	-	26,273	29,360
Total Expenses	<u>194,221</u>	<u>-</u>	<u>194,221</u>	<u>205,933</u>
Net Operating Gain/(Loss)	<u>824,333</u>	<u>3,382</u>	<u>827,715</u>	<u>255,826</u>
Net Assets, beginning of year	<u>504,860</u>	<u>4,045</u>	<u>508,905</u>	<u>253,079</u>
Net Assets, end of period	<u><u>1,329,193</u></u>	<u><u>7,427</u></u>	<u><u>1,336,620</u></u>	<u><u>508,905</u></u>

Malecare, Inc
Statement of Cash Flows
For the 12 months ended December 31, 2022

	2022
Cash flows from operating activities:	
Change in Net Assets	827,715
Adjustments to reconcile the change in net assets to net cash from operating activities	
Depreciation	3,428
(Increase) Decrease in cash from operating assets	
Accounts receivable	23,129
Increase (Decrease) in cash from operating liabilities	
Accounts payable	(1,393)
Accrued expenses	(3,700)
Payroll liabilities	103
Net cash flow from operating activities	844,611
Net increase (decrease) in cash	839,754
Cash, beginning of year	469,271
Cash, end of period	1,309,025

Malecare, Inc
Statement of Functional Expenses
For the 12 months ended December 31, 2022

	Program Services		Support Services		2022
	Cancer Research	Cancer Support	Fundraising	MG&A	TOTAL
Salaries & expenses	29,066	104,636	2,907	8,750	145,358
Occupancy	840	3,055	84	1,148	5,126
Insurance	-	-	-	878	878
Consulting	-	-	-	10,889	10,889
Office expenses	-	604	-	3,358	3,961
Travel	-	-	-	864	864
Advertising & promotions	-	30	192	-	222
Website & IT support	-	23,109	-	388	23,497
Meals & entertainment	-	-	-	-	-
Depreciation & amortization	-	3,428	-	-	3,428
Total Expenses	29,906	134,860	3,182	26,273	194,221

% of Total Expenses	15%	69%	2%	14%	100%
---------------------	-----	-----	----	-----	------

Malecare, Inc
Statement of Functional Expenses
For the 12 months ended December 31, 2021

	Program Services		Support Services		2021
	Cancer Research	Cancer Support	Fundraising	MG&A	TOTAL
Salaries & expenses	36,332	97,369	2,907	8,760	145,368
Occupancy	1,050	2,845	84	1,657	5,635
Insurance	-	-	-	878	878
Consulting	-	-	-	8,845	8,845
Office expenses	-	150	-	4,538	4,688
Travel	-	-	-	154	154
Advertising & promotions	-	-	238	-	238
Website & IT support	-	25,579	-	4,366	29,944
Meals & entertainment	-	-	-	162	162
Depreciation & amortization	-	10,020	-	-	10,020
Total Expenses	37,382	135,962	3,229	29,360	205,933

% of Total Expenses	18%	66%	2%	14%	100%
---------------------	-----	-----	----	-----	------

Malecare, Inc
Net Asset Roll Forward
For the 12 months ended December 31, 2022

	Dec-21	Additions (Revenue)	Releases (Expenditures)	Dec-22
Undesignated	504,860	1,014,509	(190,176)	1,329,193
WITHOUT DONOR RESTRICTIONS	\$ 504,860	\$ 1,014,509	\$ (190,176)	\$ 1,329,193
<u>Donor Restrictions Temporary in Nature:</u>				
<i>Time Restrictions:</i>				
Time restricted donations from Corporations	-	-	-	-
Time restricted donations from Foundations	1,000	1,000	(1,000)	1,000
Time restricted donations from Individuals	3,045	6,427	(3,045)	6,427
<i>Subtotal, Time Restrictions</i>	4,045	7,427	(4,045)	7,427
Donor Restrictions Temporary in Nature	4,045	7,427	(4,045)	7,427
				-
WITH DONOR RESTRICTIONS	\$ 4,045	\$ 7,427	\$ (4,045)	\$ 7,427
TOTAL NET ASSETS	\$ 508,905	\$ 1,021,936	\$ (194,221)	\$ 1,336,620