

MONTHLY FINANCIAL SUMMARY

MALECARE, INC.

Fiscal Year 2021

HIGHLIGHTS

Fiscal year 2021 is one of the best years Malecare has experienced in recent years. The revenue for the year ended December 31, 2021 was \$462k which is 39% higher than the previous year. When reviewing the Dashboard on pg. 2, you will see it has been an upward trend over the past 5 years.

As a result, cash has increased by \$250k since last year. The cash balance as of December 31, 2021 is \$469k and is more than double operating expenses for 2021. This means if Malecare continues to remain the same with operating expenses, then they have enough cash on hand to cover 2 years worth of expenses.

ATTACHMENTS

- Summary Dashboard (pg .2)
- Comparative Statements of Financial Position (pg. 3)
- Statements of Activities (pg. 4)
- Statement of Cash Flows (pg. 5)
- Comparative Statement of Functional Expense (pg. 6-7)
- Net Asset Rollforward (pg. 8)

FINANCIAL REPORT DISCUSSIONS

Statement of Financial Position

Total Assets are \$514k which is 102% more than last year. This is due to the increased cash & accounts receivable balances. Collectively, they increased by 117% from the previous year.

Statement of Activities

Total Revenue increased by \$129K from previous year. Corporate Contributions are making up the increase between \$175k received from Amgen, \$65k from J&J Services and \$35k from Myovant Sciences.

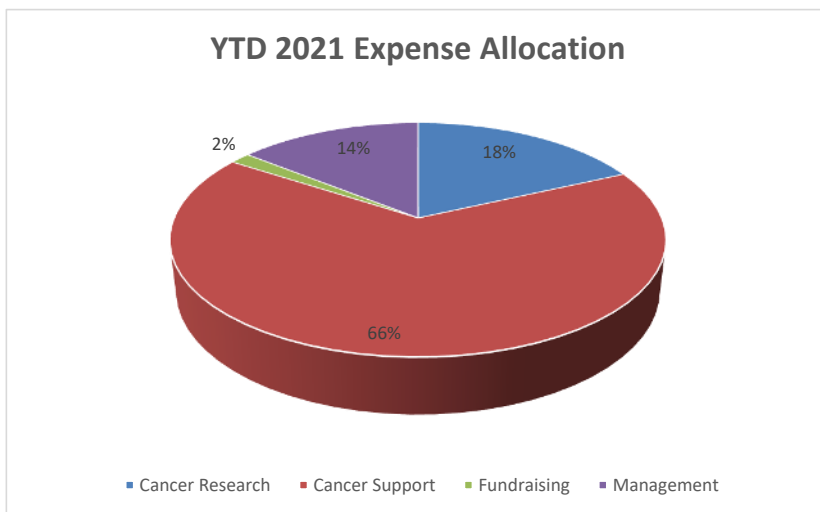
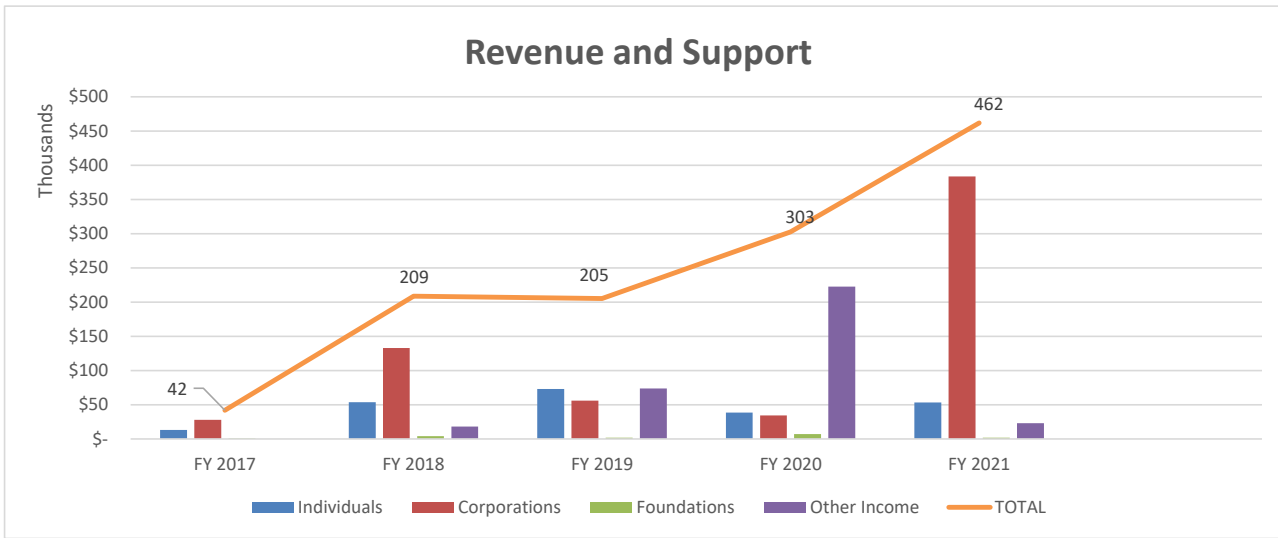
Expenses increased by 10% to \$206k from the previous

year with salaries representing the bulk of the expense (\$145k or 71% of total expenses).

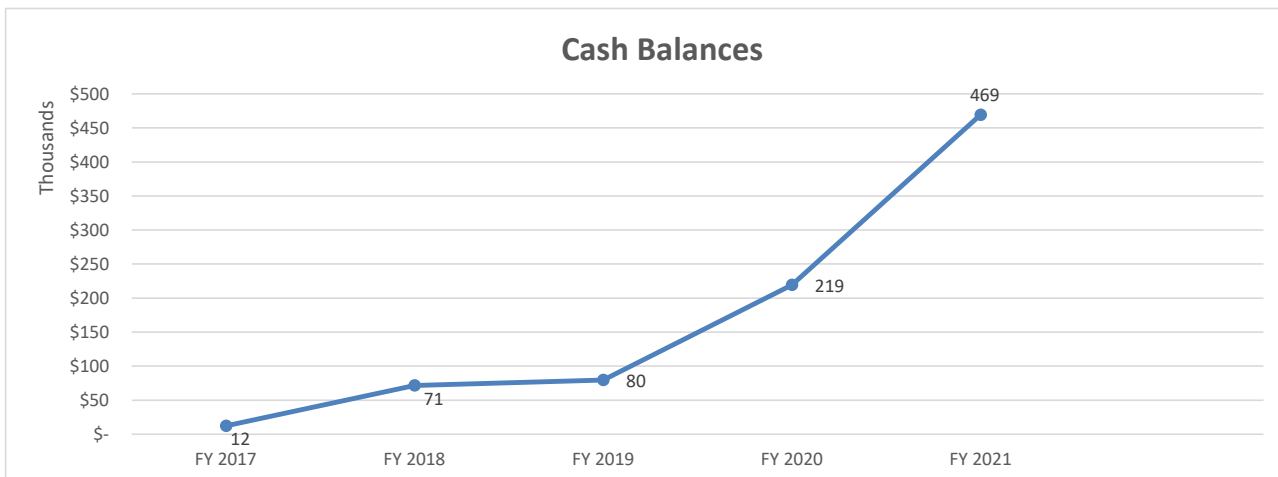
Program services continue to make up the majority of expenses with 84% of the share. The remaining breakdown is 2% for fundraising and 14% for MG&A.

Please let us know if you have any additional questions on the reports.

Malecare, Inc
Summary Dashboard
As of December 31, 2021



	YTD 2021	% of Total
Cancer Research	\$ 37,382	18%
Cancer Support	\$ 135,962	66%
Fundraising	\$ 3,229	2%
Management	\$ 29,360	14%
Total	\$ 205,933	100%



Malecare, Inc
Statements of Financial Position
As of December 31, 2021 and December 31, 2020

	<u>Dec-21</u>	<u>Dec-20</u>
Assets		
Current Assets:		
Cash & cash equivalents	469,271	219,240
Accounts receivable	30,556	11,301
Prepaid expenses	220	220
Security deposits	-	-
Subtotal, Current Assets	<u>500,046</u>	<u>230,761</u>
Fixed Assets:		
Equipment	2,595	2,595
Less: Accumulated depreciation	(2,595)	(1,802)
Trademark	1,300	1,300
Mobile App	54,529	54,529
Less: Accumulated amortization	<u>(41,534)</u>	<u>(32,307)</u>
Subtotal, Fixed Assets	<u>14,295</u>	<u>24,315</u>
Total Assets	<u><u>514,341</u></u>	<u><u>255,076</u></u>
Liabilities & Net Assets		
Current Liabilities:		
Accounts payable	1,439	-
Accrued expenses	3,700	1,800
Payroll liabilities	<u>297</u>	<u>197</u>
Subtotal, Current Liabilities	<u>5,436</u>	<u>1,997</u>
Total Liabilities	<u>5,436</u>	<u>1,997</u>
Net Assets:		
Without donor restrictions	504,860	253,079
With donor restrictions	<u>4,045</u>	<u>-</u>
Total Net Assets	<u>508,905</u>	<u>253,079</u>
Total Liabilities and Net Assets	<u><u>514,341</u></u>	<u><u>255,076</u></u>

Malecare, Inc
Statements of Activities
For the 12 months ended December 31, 2021 and December 31, 2020

	Without Donor Restrictions	With Donor Restrictions	YTD 2021 Total	YTD 2020 Total
Revenue and Support				
Support:				
Individual contributions	50,143	3,045	53,188	38,613
Corporate contributions	383,431	-	383,431	64,423
Foundation contributions	1,000	1,000	2,000	7,012
In-kind contributions	-	-	-	-
Net asset released from restriction	-	-	-	-
Total Support	<u>434,574</u>	<u>4,045</u>	<u>438,619</u>	<u>110,048</u>
Earned Revenue				
Earned income	23,140	-	23,140	222,500
Other income	-	-	-	-
Total Earned Revenue	<u>23,140</u>	<u>-</u>	<u>23,140</u>	<u>222,500</u>
Total Revenue and Support	<u>457,714</u>	<u>4,045</u>	<u>461,759</u>	<u>332,548</u>
Expenses				
Program services				
Cancer research	37,382	-	37,382	58,260
Cancer support	135,962	-	135,962	82,856
Fundraising	3,229	-	3,229	3,039
Management & general admin	29,360	-	29,360	43,031
Total Expenses	<u>205,933</u>	<u>-</u>	<u>205,933</u>	<u>187,186</u>
Net Operating Gain/(Loss)	<u>251,781</u>	<u>4,045</u>	<u>255,826</u>	<u>145,362</u>
Net Assets, beginning of year	<u>253,079</u>	<u>-</u>	<u>253,079</u>	<u>233,122</u>
Net Assets, end of period	<u><u>504,860</u></u>	<u><u>4,045</u></u>	<u><u>508,905</u></u>	<u><u>378,484</u></u>

Malecare, Inc
Statement of Cash Flows
For the 12 months ended December 31, 2021

	2021
Cash flows from operating activities:	
Change in Net Assets	255,826
Adjustments to reconcile the change in net assets to net cash from operating activities	
Depreciation	10,020
(Increase) Decrease in cash from operating assets	
Accounts receivable	(19,255)
Increase (Decrease) in cash from operating liabilities	
Accounts payable	1,439
Accrued expenses	1,900
Payroll liabilities	100
Net cash flow from operating activities	250,030
Net increase (decrease) in cash	250,030
Cash, beginning of year	219,240
Cash, end of period	469,271

Malecare, Inc
Statement of Functional Expenses
For the 12 months ended December 31, 2021

	Program Services		Support Services		2021
	Cancer Research	Cancer Support	Fundraising	MG&A	TOTAL
Salaries & expenses	36,332	97,369	2,907	8,760	145,368
Occupancy	1,050	2,845	84	1,657	5,635
Insurance	-	-	-	878	878
Consulting	-	-	-	8,845	8,845
Office expenses	-	150	-	4,538	4,688
Travel	-	-	-	154	154
Advertising & promotions	-	-	238	-	238
Website & IT support	-	25,579	-	4,366	29,944
Meals & entertainment	-	-	-	162	162
Depreciation & amortization	-	10,020	-	-	10,020
Total Expenses	37,382	135,962	3,229	29,360	205,933

% of Total Expenses	18%	66%	2%	14%	100%
---------------------	-----	-----	----	-----	------

Malecare, Inc
Statement of Functional Expenses
For the 12 months ended December 31, 2020

	Program Services		Support Services		2020
	Cancer Research	Cancer Support	Fundraising	MG&A	TOTAL
Salaries & expenses	58,260	58,260	2,589	10,357	129,467
Occupancy	-	-	-	11,053	11,053
Insurance	-	-	-	878	878
Consulting	-	-	-	2,096	2,096
Office expenses	-	-	-	4,512	4,512
Travel	-	-	-	55	55
Advertising & promotions	-	70	412	-	481
Website & IT support	-	15,580	38	14,034	29,652
Meals & entertainment	-	-	-	46	46
Depreciation & amortization	-	8,946	-	-	8,946
Total Expenses	58,260	82,856	3,039	43,031	187,186

% of Total Expenses	31%	44%	2%	23%	69%
---------------------	-----	-----	----	-----	-----

Malecare, Inc
Net Asset Roll Forward
For the 12 months ended December 31, 2021

	Dec-20	Additions (Revenue)	Releases (Expenditures)	Dec-21
Undesignated	253,079	457,714	(205,933)	504,860
WITHOUT DONOR RESTRICTIONS	\$ 253,079	\$ 457,714	\$ (205,933)	\$ 504,860
<u>Donor Restrictions Temporary in Nature:</u>				
<i>Time Restrictions:</i>				
Time restricted donations from Corporations	-	-	-	-
Time restricted donations from Foundations	-	1,000	-	1,000
Time restricted donations from Individuals	-	3,045	-	3,045
<i>Subtotal, Time Restrictions</i>	-	4,045	-	4,045
Donor Restrictions Temporary in Nature	-	4,045	-	4,045
				-
WITH DONOR RESTRICTIONS	\$ -	\$ 4,045	\$ -	\$ 4,045
TOTAL NET ASSETS	\$ 253,079	\$ 461,759	\$ (205,933)	\$ 508,905